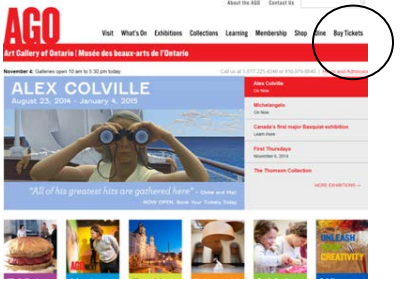
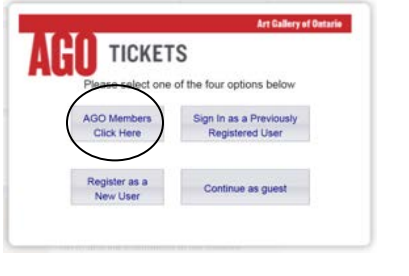
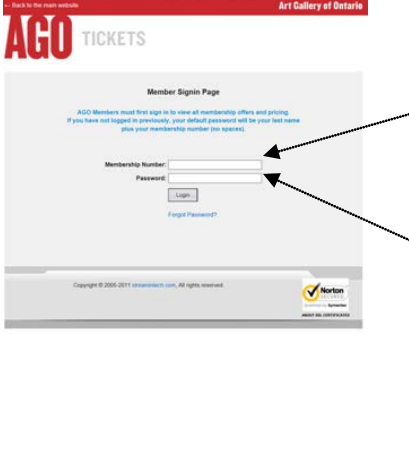
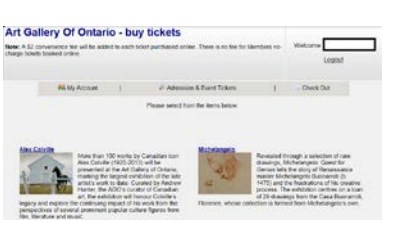
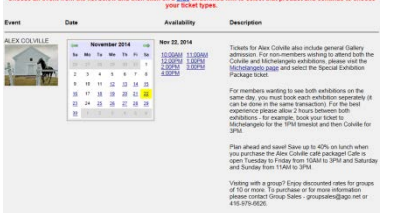


Step-by-step instructions for AGO Members to book FREE member tickets

If you recently visited the Gallery, you may have encountered longer than normal line-ups in the AGO Lobby to get your FREE Member Exhibition tickets. There is a way to avoid these line-ups.

Book your FREE Member Exhibition tickets online in advance of your visit. This is a free service for our valued members. At the AGO, members enjoy a unique benefit that saves time and gets you into the gallery as quickly as possible. See below for easy steps on how to book your tickets.

	<p>1. Go to <u>www.ago.net</u>. Click “Buy Tickets”</p> <ul style="list-style-type: none"> • Please note you will not be charged for Free Member tickets. • Follow the instructions below to book your tickets. It may take a few minutes to book tickets the first time you use AGO’s Ticketing system.
	<p>2. Click box – “AGO Members Click Here”</p> <p>Important: If this box does not appear on your screen, please enable pop-ups. You must sign in as a member to book your free tickets.</p>
	<p>3. Enter your Membership Number and Password</p> <p>Membership Number</p> <ul style="list-style-type: none"> • Your 7-digit Membership number can be found on the back of your AGO membership card <p>Password</p> <ul style="list-style-type: none"> • Your Password is your last name (all lower case) that is on your membership card and your membership number (with NO capitals and NO spaces) <ul style="list-style-type: none"> ○ Example for member John Smith whose Art Gallery membership number is 1234567: <ul style="list-style-type: none"> • PASSWORD = smith1234567
	<p>4. Click on the Exhibition(s) that you would like to visit</p> <ul style="list-style-type: none"> • If you wish to book tickets to both Colville and Michelangelo, you will have to book tickets for one exhibition, then book for the next exhibition
	<p>5. Select the date and time for your visit</p> <p>After your first visit is complete, you will be able to book tickets for your next visit, and so on.</p>

Ticket Types Available:

- 2 \$0.00 MEMBER CARDHOLDER
- 0 \$0.00 MEMBER FREE GUEST
- 1 \$0.00 MEMBER FREE YOUTH
- 0 \$12.50 MEMBER PAID ADULT
- 0 \$10.75 MEMBER PAID SENIOR
- 0 \$8.25 MEMBER PAID STUDENT
- 0 \$8.25 MEMBER PAID YOUTH
- 0 \$25.00 ADULT
- 0 \$21.50 SENIOR
- 0 \$16.50 STUDENT
- 0 \$16.50 YOUTH
- 0 \$0.00 CHILD
- 0 \$62.50 FAMILY PASS
- 0 \$32.00 CAFE PACKAGE

Add to Cart

6. Select your “Member Cardholder” free ticket(s) then click “Add to Cart” button

- If you have guest privileges, you may also book Member Free Guest and Member Free Youth tickets

7. When your ticket order is complete:

- a) Click the box showing you have read and agree to Terms and Conditions
- b) Click “Continue to Checkout”

8. Confirm your name, address, email, phone information, then click “Submit Payment Information”

- IMPORTANT: There is NO cost for your free member tickets. If your Total is \$0, there will be no charges
- If you have guest privileges you will not be charged for FREE Guest or Member Free Youth tickets either.
- If you purchase tickets OR select “Child Tickets” you will be charged a \$2 Service Fee per ticket

9. Click “Confirm Payment”

10. Print each ticket now, print later or show tickets on mobile device:

- a) print now by clicking the blue “Print Ticket” buttons
- b) print later or show on mobile device: You will also receive an “Order Confirmation” email where you will be able to print tickets or show the tickets on your mobile device from this email.

Your ticket (printed or on your mobile device), Membership card and photo ID will be checked as you enter the exhibition.

- Your ticket will look something like this ... you will see a bar code as well as confirming the date and time of your visit.
- When you arrive at the AGO, please enter where you will see the “Ticket Holders Enter Here” sign.